


Our staff profile

	PO address	139 School Road Kallangur
	Phone	(07) 3491 5333
	Fax	(07) 3491 5300
	Email	the.principal@kallangur.ss.eq.edu.au
	Website or Contact Person	http://www.kallangurss.eq.edu.au

Principal's foreword

Introduction

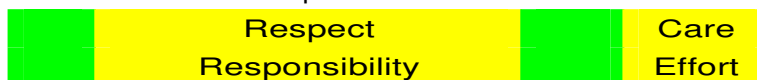


KALLANGUR STATE SCHOOL VISION

- ☉ Responsible Learners
- ☉ Caring community
- ☉ Respectful society

“WE STRIVE TO ATTAIN”

During 2008 our school community underwent the Triennial School Review Process. Through this process we established a clear vision for the next three years focusing clearly on creating responsible learners in a caring community to become members of a respectful society. To achieve this vision we believe a set of four core values will underpin all that we do:



Pedagogical reform was focused clearly on reviewing school programs and curriculum planning and ensuring clear assessment expectations and moderation practices were consistent throughout the school. To enhance this reform we introduced a Curriculum Coordinator role to facilitate curriculum planning and redefine the planning processes to ensure there was a clear focus on student assessment data and identified needs.

This allowed for the development of a clear set of non-negotiables for each year level focusing particularly on explicit literacy and numeracy expectations for each year level.

Our Enhancement Team streamlined learning support and gifted and talented opportunities for students.

We have once again enjoyed the support of our school community with our Parents and Citizens' Association contributing generously to our school budget and taking an interest in the direction of our school. 2008 has been a successful year for Kallangur State School and I am confident that our future looks positive as we continue to provide quality education by instilling our set of high quality expectations to meet the needs of each student.

Yours in Education

Amanda Ypinazar

Principal

Our staff profile

Future outlook

For 2009 we are focused on continuing to:

Develop a high performance culture focused on achievement at Kallangur State School which values:

Achieving high academic performance and providing a wide range of extra curricular offerings

Attracting our educational community through actively engaging students in the learning process becoming lifelong learners

Implement the developing performance framework through advancing the Kallangur way model for performance

Analyse and use literacy and numeracy data to inform pedagogical practices, organisational structures and curriculum programs for each individual student and cohort

Analyse systemic and standardised data to track student performance and use this data as a basis for planned performance/feedback conversations

Embed a whole school approach to behaviour management through school wide positive behaviour; program achieve and anti-bullying program

The Enhancement team will develop a gifted and talented framework to ensure innovative activities that are going to excite, engage and extend our more able learners are provided in all learning environments. We will continue to embed our core values of Respect, Responsibility, Care and Effort focussing our school culture on clear behaviour expectations and a safe and supportive school environment.

We were fortunate to receive over \$5 million in federal and state funding to upgrade our learning environments and build a new resource centre, library and multipurpose courts. We will continue to promote Kallangur State School as an achieving school in literacy and numeracy through effective marketing of the school. This is an exciting time for our school as we embrace the opportunity to refresh and provide an attractive and safe environment for our students. We look forward to a productive 2009 in delivering a quality education for each student.

School Profile

In 2008 our school offered a coeducational program for students enrolled in Preschool to Year 7. Our February enrolment return was 699. Our November enrolment return was 723. Our enrolments continue to grow steadily as more families are naming Kallangur SS as their first choice of school.

Curriculum offerings

Our Curriculum Plan is designed around a clear set of explicit skills and processes for

Our staff profile

each KLA and is designed around an integrated approach to program planning. Teachers plan in cooperative year level teams in each year level with the Curriculum Coordinator and the ICT coordinator /Librarian to ensure that the learning experiences demonstrate a close linkage to curriculum, teaching, assessment and reporting. Middle Phase innovation was expanded as we introduced elective programs and Yr 4-7 extracurricular activities.

- Kallangur State School offers a range of extra curricula activities including:
 - Concert Band
 - String Ensemble
 - Choirs (Junior and Senior)
 - Interschool Sport
 - Swimming Club (accessing pool on site)
 - Writers' Club
 - Drama Club
 - Camping program
 - Multimedia club
 - Lunchtime sports activities – supervised games
 - Dance troupe
 - Bookworm reading program
 - Cheerleading Club

We experienced student success in:

- District / Regional / State sporting events
 - Optiminds
- Public Speaking / Debating
 - G & T competitions
 - Fanfare
- Community fundraising

Computers are in integral part of all units of work. Students have the opportunity to use their computers in classes; in mobile laptop classroom; computer lab in the library; and through electronic whiteboards in several classrooms. ICT is planned to be used across cross curricular activities. All teachers have a laptop computer. In 2009 we plan to move our computer system across to a Managed Operating Environment.

Our staff profile

Social climate

Our school climate is very positive as we work towards supporting our students in their learning. Our school survey results indicate that parents are satisfied with the climate of our school.

In 2008 our school became part of the School Wide Positive Behaviour Strategy which is focused clearly on consistent programs and protocols for behaviour. Our major focus for managing student learning at our school is part of the You Can Do It strategy. Students are immersed in this program and learn explicit social skills on a weekly basis within their classrooms. These skills focus on teaching students responsible behaviour in approaching their learning and interactions with others.

The school promotes an Anti-Bullying program and we are responsive to managing student support and communicating with parents about their concerns. A Chaplaincy program is supported by our community. This program forms another tier of support for students referred through our Enhancement Team (student Support). Our school has built strong partnerships with community support groups and we are involved in the “Power”, and “Managing Young Children Program” (MYCP) which support our students and families.

Our P & C Association is a strong, supportive and visible presence within our school and works closely with the school to achieve better outcomes for our students. Through the P & C the swimming club is managed by a committee. An out of hours school care – “Klub Kallangur” offers support to working families. This facility has been a leader in providing quality care for students within our district and was extended to offer more places during 2008. The Parents’ Auxiliary is a very active group of parents raising much needed funds for the school.

Involving parents in their child’s education.

Our P & C Association is a strong, supportive and visible presence within our school and works closely with the school to achieve better outcomes for our students. They provide a strong linkage with our school community. In 2008 our Parents and Citizens’ Association provided a large financial contribution to the school and enabled the school to purchase electronic whiteboards and other school resources.

Our school receives support from our families. Parents contribute in a variety of activities including:

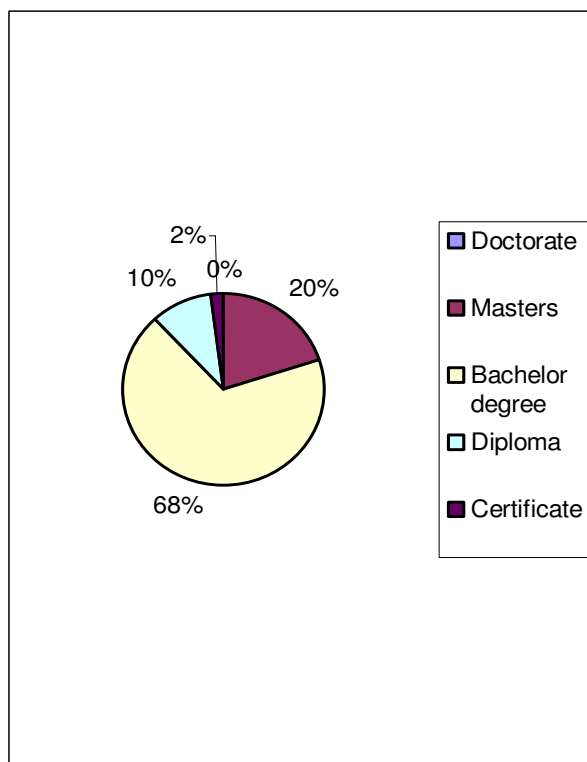
- Celebrating their child’s achievements during school celebrations
- Strong attendance at parent / teacher meetings and parent forums
- Celebrating their child’s achievements at outside venues such as sports days and concerts
- Being actively involved in the many subcommittees of the Parents and Citizens’ Association including swimming committee; out of hours school committee and parents’ auxiliary group.
 - Volunteering at the tuckshop.

Our parents are satisfied with our school and the education their children receive.

Our staff profile

Qualifications of all teachers.

Highest level of attainment	Percentage of classroom teachers and school leaders at the school
Doctorate	0
Masters	20
Bachelor degree	68
Diploma	10
Certificate	2



Expenditure on and teacher participation in professional development.

- The total funds expended on teacher professional development in 2008 was \$60 500. The major professional development initiatives were as follows:

• CODE OF BEHAVIOUR TRAINING	• LIVING WITH A SPECIAL NEEDS CHILD
• CURRICULUM PLANNING ONCE A TERM	• MATHS WORKSHOP
• CROSSING CULTURES	• PREP FACILITATOR PD WORKSHOP
• EAP TRAINING	• PROGRAM ACHIEVEMENT TRAINING
• EFFECTIVE STRATEGIES - TEACHING SPELLING / JOLLY GRAMMAR 1	• READING & THINKING WORKSHOP
• ENGLISH WORKSHOP – ANGELA EHMER	• SCIENCE IS PRIMARY!
• FIRST STEPS MATHS INSERVICE	• STUDENT PROTECTION
• INTERACTIVE WHITEBOARD TRAINING	• SUPPORT-A-TALKER - TRAIN THE TRAINER
• LEADERSHIP CONFERENCE	•
• LITERACY - THE KEY TO LEARNING	•

- The involvement of the teaching staff in professional development activities during 2008 was 96%.

Our staff profile

Our staff is a mix of beginning and experienced teachers. We have a large number of permanent and long term contract staff which contributes to the stability of the school.

The staff is generally satisfied with their role at the school and transfers are not a common occurrence.

We boast a committed professional teaching staff, with a highly skilled and competent support staff who provide a safe, caring environment and a challenging curriculum program for all students. Our staff is accepting of change and adopts a life-long learning approach to their learning and development. Strong collegial support is evident within our staff, at both personal and professional levels.

Our budget reflects our commitment to promoting our life-long learning strategy. Many opportunities for professional dialogue within the school environment (eg planning sessions and moderation) and these add to the upskilling of all staff. Decisions for workforce development are driven by systemic and local needs. Our focus in 2008 was to concentrate on consistent pedagogical approaches to teaching and learning in all key areas.

Average staff attendance

- For permanent and temporary staff and school leaders the staff attendance rate was 96% in 2008. A number of our staff care for younger and older members of their families which sometimes requires them to take leave.

Proportion of staff retained from the previous school year.

- From the end of the 2007 school year, 89 % of staff was retained by the school for the entire 2008 school year. In 2008 our focus was on securing permanent positions for our longer term contracts to ensure stability.

Performance of our students

Student attendance

The average attendance rate as a percentage in 2008 was 93 %.

Key outcomes in the early and middle phases of learning

Results in the Year 2 Diagnostic Net

	Percentage of students not requiring additional support
Reading	73 %
Writing	87 %
Number	85%

Our reading, writing and numeracy results for the National Assessment Program Literacy and Numeracy Tests (NAPLAN).

		Yr 3	Yr 5	Yr 7
Reading	Average score for the school	361	436	513
	Average score for Queensland	371.1	466.1	528.1
	Percentage of students at the school above the national minimum standard	2008 88%	76%	94%
Writing	Average score for the school	377	462	502
	Average score for Queensland	391.8	468.9	522.7
	Percentage of students at the school above the national minimum standard	2008 % 92	% 87	% 88
Spelling	Average score for the school	349	448	514
	Average score for Queensland	366.7	462	528
	Percentage of students at the school above the national minimum standard	2008 85%	82%	91%
Grammar and Punctuation	Average score for the school	345	454	501
	Average score for Queensland	370.4	476.6	518
	Percentage of students at the school above the national minimum standard	2008 86%	82%	91%
Numeracy	Average score for the school	359	437	516
	Average score for Queensland	367.9	458.2	539
	Percentage of students at the school above the national minimum standard	2008 95%	85%	99%

Other Key Outcomes

Value added

Kallangur State School's key data for 2008 reveals the following. In the Year 2 Net the percentage of students not requiring assistance is:

- 73% – Reading
- 87% - Writing
- 85% - Numeracy.

Performance of our students

Year 3 Results

	2008 % Above National Minimum Standards	2007 % Above National Minimum Standards	% Increase or Decrease
Reading and Viewing	88%	66%	22% Increase
Writing	92%	66%	26% Increase
Spelling	85%	N/A	N/A
Grammar and Punctuation	86%	N/A	N/A
Numeracy	95%	84 %	11% Increase

Strategies employed:

- thorough data analysis of students in key year levels
- explicit literacy and numeracy intervention employing intervention aides
- curriculum focus on non negotiables for literacy and numeracy
- Bookworm reading program targeting lower band students before school with learning support teacher
- future focus on strong preparation for NAPLAN and streaming for literacy

Year 5 Results

Year	2008 % Above National Minimum Standards	2007 % Above National Minimum Standards	% Increase or Decrease
Reading and Viewing	76%	75%	1% Increase
Writing	92%	76 %	16% Increase
Spelling	82 %	N/A	N/A
Grammar and Punctuation	82%	N/A	N/A
Numeracy	85%	69%	16%

Strategies employed:

- thorough data analysis of students in key year levels
- explicit literacy and numeracy intervention employing intervention aides
- curriculum focus on non negotiables for literacy and numeracy
- future focus on literal comprehension in Year 4 and 5
- future focus on strong preparation for NAPLAN and streaming for literacy

Year 7 Results

	2008 % Above National Minimum Standards	2007 % Above National Minimum Standards	% Increase or Decrease
Reading and Viewing	94%	75%	19% Increase
Writing	88%	90%	2 % Decrease
Spelling	91%	N/A	N/A
Grammar and Punctuation	91%	N/A	N/A
Numeracy	99%	66 %	33% Increase

Strategies employed:

- thorough data analysis of students in key year levels
- explicit literacy and numeracy intervention employing intervention aides
- curriculum focus on non negotiables for literacy and numeracy
- future focus on strong preparation for NAPLAN and streaming for literacy

Performance of our students

Parent, student and teacher satisfaction with the school

In relation to state data, our parents remain satisfied. Scores on the satisfaction survey showed an improvement from 2007 in the areas of pedagogy, learning climate, school climate and school community relations. Parent opinion overall improved for 2008. The majority of parents surveyed both systemically and informally believes that this is a good school.

Overall our student opinion shows satisfaction with our school. Satisfaction is above state scores in outcomes and learning climate. The majority of our students believe they are getting a good education. We have a focus area for 2009 in the teaching environment.

There was an overwhelming improvement in staff morale and satisfaction with our school in all areas.



KALLANGUR STATE SCHOOL VISION

- ☺ Responsible Learners
- ☺ Caring community
- ☺ Respectful society

"WE STRIVE TO ATTAIN"